



# Tasty Active Galaxy

Now that you know what an Active Galaxy looks like, let's see what it is *really* made of...


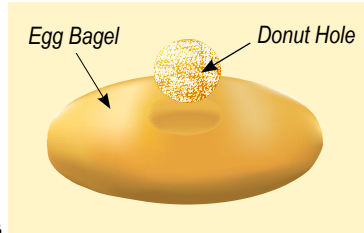
Do you wonder what an active galaxy tastes like? You are about to find out...

We are going to make an Active Galaxy with black hole:

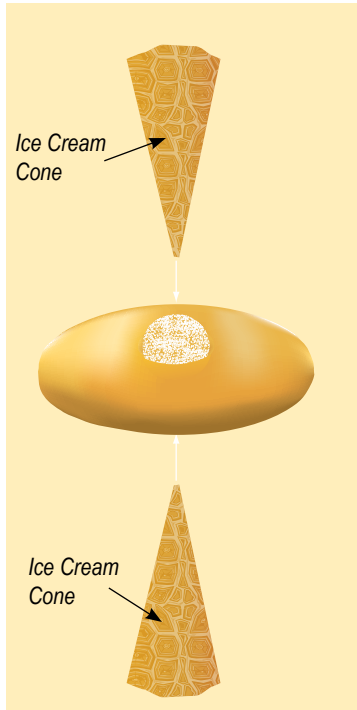
1 First gather all the ingredients from the list (see "You will need").

2 Place the donut hole in the middle of the Bagel half. The Bagel represents the galaxy's **disk** and **torus**, while the donut hole represents the **center and black hole**.

(Note: If the hole of your bagel is not large enough, cut the extra dough with the butter knife to make the donut hole fit.)



- You will need:**
- 2 Ice cream cones
  - 1/2 Egg Bagel (top)
  - 1 Donut Hole
  - Chocolate frosting
  - A butter knife



3 Gently push the ice cream cones into the middle of the doughnut hole on each side of the bagel. You have made the **jets**.



4 Now spread the chocolate frosting on the outside edge of the bagel to create the **torus**.

5 Finally, the fun part... Let's see if you can eat your galaxy without being swallowed by the Black Hole!

For more information, please see:

<http://glast.sonoma.edu/teachers/teachers.html#agn> and <http://glast.sonoma.edu/teachers/popup.html>

